

BMW X1

www.bmw.com



Sheer
Driving Pleasure



THE BMW X1.

BMW EFFICIENT DYNAMICS.
LESS EMISSIONS. MORE DRIVING PLEASURE.

International version. Please contact your local dealer for country specific information.



**LOVES FREEDOM
AS MUCH AS YOU DO.**



The BMW X1

ONE VEHICLE. X POSSIBILITIES.

- 06 Exterior design and BMW Lines**
Ready for take-off.
- 12 Driving dynamics**
Sense of freedom included.
- 14 Two pros in the snow**
Report by Roman Rohrmoser.
- 16 Interior design**
The world looks better from the inside.
- 22 A fresh approach for a more natural interior**
Interior design and BMW Lines.
- 24 Innovations**
An independent thinker, just like you.

Technology

MORE SPONTANEOUS THAN EVER.

- 30 BMW ConnectedDrive**
So connected, you're free.
- 34 BMW EfficientDynamics**
The technology package for fewer emissions and more driving pleasure.
- 36 BMW TwinPower Turbo engines**
Maximum performance from minimum fuel consumption.
- 38 Chassis and safety**
Innovative systems for more driving pleasure.

Equipment

AS INDIVIDUAL AS YOU ARE.

- 42 BMW X1**
- 44 BMW xLine**
- 46 BMW Sport Line**
- 48 M Sport package**
- 50 Colours, upholstery and interior trims**
- 54 Standard / Optional equipment**
- 63 Original BMW Accessories**

Overview

ALL THE FEATURES AT A GLANCE.

- 64 Technical data and information on fuel consumption and CO₂ emissions**
- 66 BMW Service**
BMW Service, BMW Financial Services and BMW Experience.

Specifications of model shown: xDrive28i with xLine equipment.

Engine: BMW TwinPower Turbo four-cylinder engine
Power output: 180kW / 245hp
Wheels: 18" light alloy wheels Y-spoke 322
Exterior colour: Valencia Orange metallic
Upholstery: Nevada leather in Oyster with orange/black piping
Interior trim: Fineline Bay matt fine-wood trim, with Pearl-Gloss Chrome accent line

Editorial

BE SPONTANEOUS.

Whether heading off to the horizon or into the world's greatest cities: the perfect vehicle for any journey is the BMW X1. Its bold appearance, impressive functionality and modern technologies make it the perfect companion for any way of life.

With its two enthralling design concepts BMW xLine and BMW Sport Line, the diverse characteristics of this vehicle can be accentuated even further to suit your needs. High-quality, expertly crafted materials and perfectly orchestrated colours create exceptional highlights. So you can create a car as individual as you: your BMW X1.

www.bmw.com/x1



READY FOR TAKE-OFF.

► **An elegant and dynamic response to modern life.** The BMW X1 answers the challenges of modern life in spectacular style. Its functional versatility, compact external dimensions and exceptionally generous interior make this a car that is ready for anything. Whether it's a shopping trip or an action-packed weekend break, the BMW X1 is an agile all-rounder that makes life that much more exciting.





TAKING THE STREETS BY STORM.

►► Radiates power & poise – wherever you go. Soaring contours, a long wheelbase and short overhangs lend the BMW X1 a silhouette that is so typical of a BMW model. Its characteristic SAV proportions exude impressive confidence. Features such as the optional side sill trims or the distinctive front bumper enhance its energetic personality as much as its offroad character. Its bold expression is defined by the innovative design of the lights, available as standard with daytime running lights or optionally in the Xenon version. Let's not forget the L-shaped rear lights with LED light guides to ensure a rear view so typical of a BMW.

ONE BMW. TWO WORLDS.

► Unmistakable character: a typical member of the X family. Two design concepts, xLine and Sport Line, give the BMW X1 its own unique touch. xLine is distinguished by its powerful yet elegant attributes, like the 18" light alloy wheels with striking Y-spokes, matt silver sills and an interior design in natural, harmonious colours, all of which make the BMW X1 feel at home even outside the big city. In contrast, Sport Line showcases a dynamic agility, with its exclusive 18" bicolour light alloy wheels, appliques in high-gloss Black and an interior rich in contrast.





SENSE OF FREEDOM INCLUDED.

►► Inspiring dynamics and agility.

The BMW X1 never fails to unleash its full power – even off the beaten track. It delivers superb power distribution, exceptional driving dynamics and the utmost in efficiency. Opt for the intelligent four-wheel drive system xDrive to master even the trickiest of road conditions, or go for the rear-wheel drive sDrive as standard – agility and manoeuvrability will win you over, whichever you choose.



TWO PROS IN THE SNOW

Few skiers can imagine how steep a 45-degree slope looks from above. "Most people think of half a right angle when they think of 45 degrees. But from above it looks totally different: it just goes straight down. It's enough to make even a professional feel queasy." Roman Rohrmoser is a professional, and 45-degree slopes are his workplace. He's been skiing since he was two years old and as a teenager was very successful at Alpine racing. He's been doing freestyle skiing for the past decade and is currently a member of the international K2 Team. From Alaska to Chile, he has left his mark on the steepest deep-snow slopes and was probably the first person to ski some of them. The extremely steep incline aside, it's even harder to imagine the feats Roman Rohrmoser actually performs on those slopes: he jumps towering rocks and is constantly doing flips or twists. Then he continues skiing down normally, or sometimes backwards – thanks to his twin-tip skis that curve up at both ends.

While it may sound like slapstick, freestyle skiing is at the cutting edge of extreme sports. It all looks so easy: Roman Rohrmoser appears to effortlessly and playfully glide through waist-deep snow. But actually it's the result of hard training and a lot of courage. "On the days when we shoot, we're usually on our skis all day, so stamina, concentration and fitness are essential." Rohrmoser has turned his hobby into a career: he spends every winter freestyle skiing and performing breathtaking stunts that are captured on film. He works together with the best action film team in the world. When shooting in remote locations, they often use a helicopter. The challenge is always to shoot as many scenes as possible when the weather is perfect, with clear blue skies and snow like powdered sugar – so there's no time for long climbs.

Of course, having been born in the Zillertal Alps, Rohrmoser also likes to ski at home and in other Alpine hotspots. He's always on the lookout for virgin snow and ideal conditions, and he drives his BMW X1 to all kinds of mountainous destinations, such as St. Moritz, Courmayeur or Livigno. In 2013 he covered 40,000 kilometres in his quest. As a freestyle skier from an Alpine region, the BMW X1 is his vehicle of choice. With its intelligent xDrive four-wheel drive system, he's made it up every mountain so far despite snow and ice. Thanks to the folding seats and a ski bag, he's always got plenty of room for baggage, even on longer trips with friends. Rohrmoser sometimes regrets that he has to take the helicopter up the last few metres of the mountain, instead of powering on in his BMW X1.



Extreme skier Roman Rohrmoser from Zillertal is on a constant quest for virgin snow and slopes. The BMW X1 is his constant companion.

Further information and videos can be found at www.bmw-xdrive-guide.com



THE WORLD LOOKS BETTER FROM THE INSIDE.


❖ **Exclusive down to the last detail.** Stimulate all your senses with the very finest materials and expert craftsmanship, high-quality textures and perfectly coordinated colours and highlights. The cockpit offers a vast amount of space and an impressively crisp design. As is customary, the centre console and all the crucial controls, for example the optional Navigation System Professional with high-definition 8.8" colour display

and the iDrive Controller, all face the driver in an ergonomic fashion. This allows an array of media and radio functions, as well as the mobile phone and navigation system, to be operated conveniently. In addition to the extraordinary comfort levels, the interior also boasts impressive safety features such as six airbags as standard.





Sublime Spontaneity. The BMW X1 unites intelligent functions with a range of storage compartments and an individually expandable luggage compartment. Items such as bottles are easily stashed in the door pockets, while drinks go in the cup holders in the centre console. The rear backrests can be folded down in a 40:20:40 split and can be individually inclined to allow up to five passengers or alternatively five large pieces of luggage to be transported. With such a practical division, even long and narrow objects can fit through the centre when it has been folded down, while on either side two valuable seats stay free for your passengers. Those passengers can enjoy uninterrupted views to the sky through the optional Panorama glass roof – for an even greater sense of freedom.

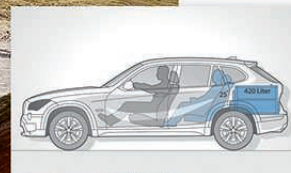


**ONE SIZE
FITS ALL.**

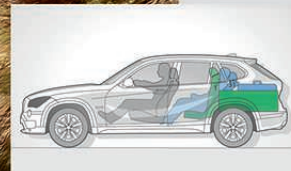
THE WHOLE WORLD IN YOUR TRUNK.



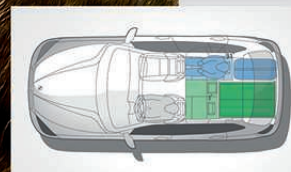
II Wherever the journey takes you, your luggage space will adjust to your needs. The backrest folds down in a 40:20:40 split and each section can be individually inclined in ten stages from 1° to 31°. This increases the luggage compartment capacity up to a maximum of 480 l. Fold all backrests down and you free up a total 1,350 l of space.



The **standard setting** offers space for five people. With the rear backrests at 25° you could fit the equivalent of two large suitcases in the luggage compartment.



In the relaxed **comfort setting** the rear backrests are at a 31° angle. For bulkier luggage you can fold down the rear backrests almost horizontally (**cargo setting** at a 1° angle).



Combine the comfort and cargo settings and you can transport long, bulky items on one side while keeping a seat free for a rear passenger on the other side.

A FRESH APPROACH FOR A MORE NATURAL INTERIOR



Natural: xLine

The high seating position and optional four-wheel drive xDrive make the BMW X1 the perfect companion for an active lifestyle. This is enhanced by the xLine design with, for example, its interior trim in matt wood with a new accent line in Pearl-Gloss Chrome or upholstery in light leather.



Dynamic: Sport Line

The BMW X1 is the most agile vehicle in its class. And its athletic character can be further emphasised with the Sport Line, which features design elements such as a high-gloss Black interior trim and Coral Red leather upholstery.



Just one glance into the interior of the BMW X1 and you're sold: exquisite materials and expert craftsmanship create an atmosphere of exceptional style. The quality of the materials in the vehicle's interior is assessed by our interior designers using just one quick but highly conclusive test: a material has to feel the same as it looks – leather should be a pleasure to touch and wood should be warm. Every button and lever is made to be held. In addition to this subjective design assessment there are also a few objective requirements for the composition of colours and materials. Do they suit a vehicle's style and do they reflect current international trends in the design of luxury goods? Do they correspond to the style and tradition inherent in a first-rate German car? The BMW X1 is the first premium SAV (Sports Activity Vehicle) of a compact class, and its exclusive interior lives up to its role as trendsetter and typical BMW.

To accentuate its most powerful characteristics, the BMW X1 features two BMW design concepts: Sport Line and xLine bring the appearance of the entire vehicle into sharp focus, and influence the interior ambience in equal measure. Sport Line emphasises the agility of the BMW X1, for example with trims in high-gloss Black with red accents or Nevada leather in Coral Red with grey/black piping in the centre strip. The inspiration for Sport Line came to the interior designers at BMW in part from the long tradition of motor racing at BMW. An attractive addition to every active lifestyle is found in the BMW xLine: its serene colour combinations in various earthy tones on the seat covers, matt trims with open-pored wood textures

and energetic grains as well as the matching accent lines all combine to enhance the natural sophistication of the BMW X1. The optional leather seats are also, as in BMW Sport Line, enhanced by contrasting piping in the centre strip. Both equipment lines represent expertly designed combinations of colours and materials to underline the exceptional nature of this vehicle. Because every single detail reflects the expertise and keen sense of style of the BMW designers. These designers pay close attention to the interplay of all the different elements, creating aesthetic representations of safety and functionality.



AN INDEPENDENT THINKER, JUST LIKE YOU.

►► **Unlimited assistance.** BMW ConnectedDrive functions open up a world of unexpected possibilities. One example is the navigation system with optional Real Time Traffic Information (RTTI)*, which takes into account current traffic conditions while you drive. When dynamic routing is activated, the navigation system automatically changes the route when traffic is slow or there is a traffic jam. Factor in countless other functions and services to make your journey even safer. BMW Remote Services helps you find your car even when you're lost in a massive car park. Simply flash your headlights using your smartphone and find your car straight away. The free AUPEO! app will select the perfect entertainment for you – your own personalised internet radio station, currently with access to around a million tracks from over 120 genres. This and other BMW ConnectedDrive innovations get you to your destination with ease, so you can savour your driving pleasure undisturbed.

* May not be available in your country. Please consult your BMW partner.





WAY
AHEAD OF
THE REST.




►► **Powerful efficiency.** The BMW TwinPower Turbo engines are not only exceptionally dynamic on the road, but also delightfully efficient – and keep driving pleasure at a maximum. The BMW EfficientDynamics technology program noticeably reduces consumption and emissions. An entire package of innovations makes this possible: systematically lightweight BMW TwinPower Turbo engines, state of the art fuel injection technologies, fully variable power distribution and innovative turbocharger technology all help to reduce consumption and CO₂ emissions sustainably, for example to 4.9 l/100km¹ and 129g/km¹ in the BMW X1 sDrive20d with 135kW (184hp). A further reduction in fuel consumption is achieved by, among other factors, the eight-speed Steptronic transmission's precise application of power and the Automatic Start/Stop function. Consumption is diminished with even greater efficacy using the optional ECO PRO mode. This mode allows you to adapt your driving to reduce fuel consumption while also minimising the energy consumption of, for example, the air conditioning.

¹ Further information on fuel consumption and CO₂ emissions can be found on pages 64/65.



**A BRIEF
PAUSE
BEFORE
TOMORROW
BEGINS.**






BMW ConnectedDrive

So connected, you're free.

Our world is becoming more closely connected every day. BMW drivers are used to the fact that their vehicle and their world are connected – wherever they go. The BMW ConnectedDrive concept encompasses all the services and innovative technologies that network BMW vehicles and their passengers with the world outside and the traffic around.





BMW ConnectedDrive, with its intelligent services and assistance systems, is ready with all the right equipment. BMW ConnectedDrive Services & Apps offer more freedom by providing versatile connections between the driver, vehicle and the outside world. BMW ConnectedDrive Driver Assistance systems make driving a BMW safer and more comfortable. And intelligent systems make life easy for the driver and minimise the dangers of traffic.

For more information, please see:

➔ www.bmw.com/ConnectedDrive

CONNECTED DRIVE SERVICES.*

Our everyday lives are becoming more and more connected. BMW drivers, however, enjoy better connections than most. They can source information, communicate by telephone and email, keep an eye on the traffic and generally stay up to date while on the move. The services that so effectively network BMW vehicles with the outside world are grouped under one term – BMW ConnectedDrive¹.



The **ConnectedDrive Services*** option seamlessly connects you to everything that's important to you, and to the people you want to be close to. Every feature has been designed to enhance your driving experience. The ConnectedDrive Services offer a comprehensive selection of services and apps – such as Facebook, web radio and message dictation. In this way, it is always up to you to decide which of the many and varied services you want to use.

* May not be available in all countries, please consult your BMW partner.
¹ For further information on BMW ConnectedDrive please visit <http://www.bmw.com/connecteddrive>

The images shown here are equipment examples. Features are individually specific to every BMW. Depending on the model, the Control Display and presentation of content may differ.

BMW CONNECTED DRIVE SERVICES & APPS – INTELLIGENT CONNECTIVITY.

The BMW ConnectedDrive Services & Apps* – configuring them according to your individual needs is now quicker and easier than ever before. Listening to your favourite kind of music on every journey? No problem with AUPEO! personal internet radio.



AUPEO! PERSONAL INTERNET RADIO – CREATE YOUR OWN RADIO PROGRAMME.

With a smartphone and the free AUPEO! personal internet radio app you can make sure that you will only ever hear music that you like. Customisable internet radio adapts itself to your musical taste. Choose from over 120 music genres, to access a music library that currently comprises over one million songs. Use the “Love” and “Ban” buttons in the Control Display to define your musical preferences. The smartphone is connected to the car via the snap-in adapter or a cable recommended by BMW. This function requires the Navigation System Professional.



INTERNET – INFORMATION AT YOUR FINGERTIPS.

Whether you need to check the balance in your bank account, place a bid on eBay or look something up in Wikipedia, the BMW ConnectedDrive Internet option ensures that you can do whatever you need to do online. To enable you to surf to your heart's content, the iDrive Controller in the centre console doubles as a computer mouse.



BLUETOOTH OFFICE – ALWAYS IN TOUCH.

Bluetooth Office enables BMW office functions such as emails, appointments, tasks, contacts and text messages to be shown on the Control Display or read out over the audio speakers using the read-aloud function. All compatible mobile end devices are listed at www.bmw.com/bluetooth.

BMW CONNECTED DRIVE DRIVER ASSISTANCE – A CO-DRIVER WHO THINKS AHEAD.

BMW ConnectedDrive Driver Assistance includes innovative functions that enhance safety and convenience, maximising your driving pleasure. Inch-perfect parking? Park Distance Control (PDC) helps you do it. More light in the dark? The High-Beam Assistant takes care of it.



REAR VIEW CAMERA – FORWARD-LOOKING TECHNOLOGY FOR REVERSE PARKING.

The Rear View camera enhances visibility when reversing at speeds below 20 km/h, for example when parking. It shows the area behind the car on the Control Display. Interactive track lines for measuring distance and turning circles assist the driver when manoeuvring, and obstacles are marked in colour.



HIGH-BEAM ASSISTANT – PROACTIVE INTELLIGENCE.

The High-Beam Assistant relieves the driver at night by automatically activating the high-beam and low-beam headlights depending on the presence of oncoming traffic or vehicles in front. When the environment is sufficiently illuminated, for example in built-up areas, the High-Beam Assistant responds by automatically switching off the high-beam headlights.



PARK DISTANCE CONTROL (PDC) – IN A TIGHT SPOT? NO PROBLEM.

Parking and manoeuvring in confined spaces made easy. The Park Distance Control at the front and rear takes ultrasound measurements of the distance to any obstacles, gives you an acoustic warning and shows the distance between them and your car on the Control Display, depending on the equipment installed.

* May not be available in all countries, please consult your BMW partner.
The images shown here are equipment examples. Features are individually specific to every BMW. Depending on the model, the Control Display and presentation of content may differ.



BEST-IN-CLASS AT 119 g CO₂/km.

The BMW X1 sDrive20d EfficientDynamics Edition is a milestone on the BMW Group's path towards lower fuel consumption and higher efficiency. With its optimised aerodynamics, including the use of innovative Streamline 306 aero wheels, this pioneering automobile achieves an average fuel consumption of 4.5 litres¹ per 100 km, with CO₂ emissions of just 119 g/km. BMW TwinPower Turbo technology along with engine modifications, electric power steering, an adjusted final drive ratio, reduced-rolling-resistance tyres and a fine-tuned Optimum Shift Indicator make this possible without sacrificing one iota of driving pleasure. On the contrary: with its enormous 380 Nm torque, the BMW X1 sDrive20d EfficientDynamics Edition transmits its 120kW (163hp) to the road with exhilarating verve. Find out more online at

www.bmw.com/EfficientDynamics



BMW EFFICIENTDYNAMICS.

sDrive20d 4.5 l/100 km¹ 120kW (163hp)

BMW EFFICIENT DYNAMICS – MAKING A LITTLE GO A LONG WAY.

For BMW, the focus is always on delivering quintessential BMW driving pleasure. The pioneering BMW EfficientDynamics strategy, used across the entire model range, supports this goal using innovative technologies that minimise the vehicles' fuel consumption and emissions while at the same time enhancing dynamic performance and driving enjoyment.

It's a comprehensive technology package that encompasses the engine, energy management and the vehicle concept – and is standard in every BMW.

The new generation of petrol and diesel engines in the BMW TwinPower Turbo family is responsible for the improved performance and the reduction in emissions. Optimised aerodynamics and BMW EfficientLightweight contribute to increased efficiency. The BMW intelligent lightweight construction concept is all about using the right material in the right place, in order to lower weight, increase rigidity and thus achieve maximum agility.

BMW is leading the charge in terms of innovation in this area and is the only major car manufacturer that uses ultralight and highly rigid carbon fibre (CFRP).

Overall, the technology package encompasses a multitude of optimisation measures in every BMW. Other features such as the ECO PRO Mode, the Automatic Start/Stop function, the optional eight-speed Steptronic transmission and Brake Energy Regeneration also contribute to reductions in fuel consumption and emissions, as well as enhanced performance and driving pleasure. Included as standard in every BMW.

THE BMW EFFICIENT DYNAMICS FEATURES IN THE BMW X1 AT A GLANCE.

Automatic Start/Stop function (for six-speed manual transmission and eight-speed Steptronic transmission, not available for X1 sDrive18i). The Automatic Start/Stop function switches off the engine when the vehicle comes to a temporary standstill (e.g. at traffic lights) to further reduce overall fuel consumption.

Disengageable air conditioning compressor. When the air conditioning is not in use, the air conditioning compressor in all diesel models and in the BMW X1 sDrive20i, X1 xDrive20i and X1 xDrive28i is uncoupled from the belt drive, which prevents the usual loss of energy.

BMW TwinPower Turbo technology. In the petrol models, this technology combines a TwinScroll turbocharger, Valvetronic fully variable valve control, Double-VANOS and High Precision Injection (available with the X1 sDrive20i, X1 xDrive20i and X1 xDrive28i). In the diesel models, CommonRail direct injection is combined with a turbocharger (X1 xDrive 25d: two-stage turbocharger) featuring variable turbine geometry. These innovations reduce the fuel consumption of the BMW TwinPower Turbo petrol and diesel engines – while noticeably increasing performance across all engine speeds.

Optimum Shift Indicator. The Optimum Shift Indicator shows the most efficient gear for any given driving situation. Thus, in all BMW models with manual transmission and Steptronic transmission (in manual mode), the cockpit display supports efficient and economical driving, especially on city streets and on long-distance journeys.

Brake Energy Regeneration means that the generator (alternator) usually only generates electricity when the driver brakes or takes their foot off the accelerator. Previously unused kinetic energy is transformed into electrical energy and fed into the battery.

ECO PRO Mode (optional). This mode enables fuel consumption to be reduced by up to 15% depending on your individual driving style². It intelligently adapts the accelerator sensitivity, the transmission and the heating/air conditioning systems. ECO PRO tips and the display of kilometres saved encourage a particularly efficient driving style (not available for X1 sDrive18i).

Electric power steering. Unlike conventional hydraulic steering systems, the electric power steering only uses energy during actual steering. The electric motor is inactive when driving straight ahead.


Eight-speed Steptronic transmission (optional). The particularly smooth gear shifts of the eight-speed Steptronic transmission produce greater engine efficiency at every speed. The result: a reduction in fuel consumption and more comfortable gear changes. In the BMW X1 it is also combined with the Automatic Start/Stop function. Together, these technologies ensure improved dynamics and driving comfort, coupled with reduced fuel consumption and fewer emissions (not available with the X1 sDrive18i and X1 sDrive20d EfficientDynamics Edition).

¹ For more information on fuel consumption and CO₂ emissions please see pages 64/65 or consult your BMW partner.

² According to an internal BMW fuel consumption study.

BMW ENGINES – INNOVATION BASED ON THE PRINCIPLE OF CAUSE AND EFFECTIVENESS.

The petrol engines. Performance, power delivery and high revving distinguish each and every BMW engine. And of course, every BMW TwinPower Turbo engine available with the BMW X1 adheres to the BMW EfficientDynamics philosophy. These engines turn maximum performance into pure propulsion, while simultaneously reducing fuel consumption and CO₂ emissions to a minimum. Regardless of which engine you choose, you're guaranteed maximum driving pleasure combined with outstanding efficiency.




BMW X1 xDrive28i.
The new 2.0-litre engine with a fully aluminium crankcase delivers a maximum torque of 350Nm at an extremely low engine speed of 1,250rpm. It's all down to a combination of BMW TwinPower Turbo technology, High Precision Injection, Valvetronic, Double-VANOS and a TwinScroll turbocharger. Thanks to the incredibly responsive TwinScroll charger and an output of 180kW (245hp), this BMW accelerates from 0 to 100km/h in just 6.4 seconds. Its excellent performance figures include a top speed of 240km/h, an efficient average fuel consumption rate of 7.2–7.3 litres per 100km¹ and an emissions output of 168–171g CO₂/km¹.

BMW X1 sDrive20i/xDrive20i.
The BMW TwinPower Turbo four-cylinder petrol engine with High Precision Injection, Valvetronic, Double-VANOS and a TwinScroll turbocharger combines powerful engine characteristics with excellent efficiency. 2.0-litre capacity generating an output of 135kW (184hp) and maximum torque of 270Nm propel the BMW from 0 to 100km/h in just 7.4 seconds (xDrive20i: 7.8s). Its top speed is 220km/h (xDrive20i: 215km/h). Average fuel consumption: 6.9–7.1l per 100km¹ (xDrive20i: 7.5–7.7l) and 162–165g CO₂/km¹ (xDrive20i: 176–179g CO₂/km¹).

BMW X1 sDrive18i.
With an output of 110kW (150hp) this 2.0-litre engine is more than capable of producing an impressive driving performance. The BMW accelerates from 0 to 100km/h in just 9.7 seconds and reaches a top speed of 202km/h. The BMW four-cylinder petrol engine delivers more performance from less fuel (7.7l/100km¹) thanks to Valvetronic, while the Double-VANOS variable camshaft control ensures spontaneous and powerful acceleration even at low engine speeds. The CO₂ emissions output is 180g/km¹.

The diesel engines. The diesel engines available for the BMW X1 also feature BMW TwinPower Turbo technology for increased efficiency, combining the latest injection technologies and fully variable Performance Control with innovative turbocharger technology for greater dynamics. All diesel models feature lightweight aluminium construction and are equipped with a zero-maintenance particle filter as standard.



BMW X1 xDrive25d.
With its impressive output of 160kW (218hp), this BMW TwinPower Turbo four-cylinder diesel engine provides more than enough driving pleasure. Even at 1,500rpm, the 2.0-litre engine delivers an amazing torque of 450Nm. At the same time, the third-generation CommonRail direct injection ensures outstanding efficiency, using as little as 5.9l/100km¹ and producing just 154g CO₂/km¹. It reaches the 100km/h mark in 6.8 seconds and has a top speed of 230km/h.


BMW X1 sDrive20d / xDrive20d.
Plenty of power in every driving situation: this smooth-running BMW 2.0-litre four-cylinder diesel engine generates an impressive 135kW (184hp). The CommonRail direct injection and exhaust turbocharger enable acceleration from 0 to 100km/h in 7.8s (xDrive20d: 8.1s). From 1,750rpm and up, the engine provides a maximum torque of 380Nm, while consuming just 4.9 litres of fuel (xDrive20d: 5.5 litres) per 100km¹. Its CO₂ emissions output is 129g/km¹ (xDrive 20d: 145g/km¹).

BMW X1 sDrive20d EfficientDynamics Edition.
This BMW TwinPower Turbo 2.0-litre engine with an output of 120kW (163hp) and a torque of 380Nm is a milestone innovation in the reduction of fuel consumption and emissions. Thanks to a package of perfectly integrated technologies, such as the Optimum Shift Indicator and a new engine design, it consumes only 4.5 litres of fuel per 100km¹ and emits just 119g CO₂/km¹.

BMW X1 sDrive18d / xDrive18d.
This pioneering diesel engine will amaze you with its output of 105kW (143hp). And when it comes to emissions and fuel consumption, the sDrive18d engine sets the benchmark with a CO₂ emissions level of 128g/km¹ and average fuel consumption rate of only 4.9 litres per 100km¹ (xDrive 18d: 5.5 litres and 144g/km¹). This BMW four-cylinder diesel engine with CommonRail direct injection, an exhaust turbocharger and a 2.0-litre capacity accelerates with a maximum torque of 320Nm at only 1,750rpm.

BMW X1 sDrive 16d.
This BMW TwinPower Turbo four-cylinder diesel engine with a 2.0-litre capacity delivers an output of 85kW (116hp). Accelerating responsively from 0 to 100km/h in 11.5 seconds, it has a top speed of 190km/h. Thanks to the CommonRail direct injection and a turbocharger with variable turbine geometry, the maximum torque of 260Nm is reached within a range of 1,750 and 2,500rpm. It uses just 4.9l/100km¹ and emits 128g CO₂/km¹.

¹ Fuel consumption and CO₂ emissions are affected by the selected wheel and tyre sizes. For more information please see pages 64/65 or consult your BMW partner.




Pure driving dynamics – it's a quality embodied by every single BMW without exception. And the technical basis for this thrilling driving experience lies in the suspension. It ensures optimal contact with the road surface and ideal road holding in every situation – the result of its 50:50 weight distribution and an array of seamlessly combined innovative components. BMW engineers are continually re-inventing and refining those classic BMW driving dynamics to ensure that every BMW chassis puts the driver in direct contact with the vehicle and inspires a passion for dynamic driving – while also providing the highest levels of safety and comfort.



THE BEST FOUNDATION FOR SUPERIOR DRIVING DYNAMICS. AN EXCELLENT CHASSIS.

Optimised road holding is crucial to a truly dynamic driving experience. In the BMW X1, this is achieved by a weight distribution of almost 50:50 between the front and rear axles, as well as neutral steering behaviour, a high level of directional stability and fantastic traction. Read on to find out more.



Steering. Unwanted torque steer on the front axle is completely foreign to the BMW X1, thanks to the strict separation of steering and drive train. The steering power is evenly distributed and the steering angle is small. As a result, the driver can feel road conditions and receives more direct feedback when cornering. The optional **Servotronic** optimally adjusts the steering support to suit the current speed and reduces the effort required when parking, for example. On top of it all, the electric power steering helps to reduce fuel consumption.

xDrive. The intelligent four-wheel drive system perfectly adapts to difficult road conditions for maximum traction at all times. Using data such as the steering angle or wheel rotation speeds, xDrive reacts immediately upon detecting a tendency to oversteer or understeer, and employs an electronically controlled multi-plate clutch to flexibly distribute drive power between the axles in only fractions of a second, ensuring optimum road adhesion. This allows xDrive to combine the advantages of a four-wheel drive – traction, directional stability and safety – with typical BMW agility. Even better, Hill Descent Control (HDC) negotiates the steepest downhill runs automatically and safely at a little over walking pace.

Performance Control. This optional technology for xDrive models uses dynamic engine and braking intervention to improve cornering behaviour, thus boosting driving pleasure and enhancing safety at the same time. Through targeted braking, the ideal amount of torque is distributed to each wheel depending on the driving situation. Performance Control also optimises engine performance management by gently braking the rear wheel on the inside of the bend, while at the same time increasing drive to the wheel on the outside of the bend. This allows for particularly dynamic cornering with the best possible road adhesion. The BMW X1 also responds to steering commands more spontaneously, for increased agility and sporty driving.

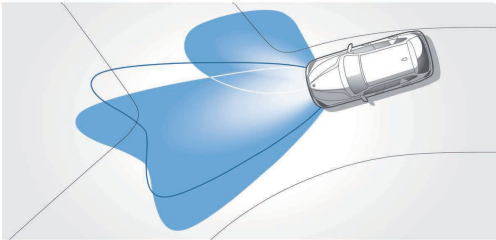
sDrive. The rear-wheel drive is a BMW principle that guarantees driving pleasure. By clearly separating drive and steering, it permits an optimal axle load distribution of virtually 50:50 for thrilling agility and manoeuvrability on virtually any road. Thanks to its optimally configured lightweight chassis, the BMW X1 responds directly to every steering command, delivering precision handling that is unique in its class.

Eight-speed Steptronic transmission. The finely graded gear shifts of the eight-speed Steptronic transmission produce greater engine efficiency at every speed. This helps to reduce fuel consumption and ensures more comfortable gear changes.

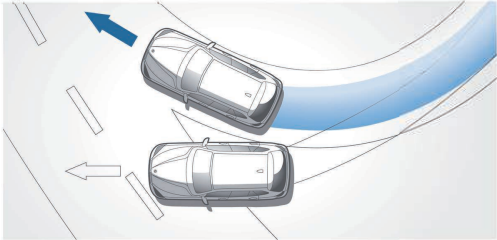
Sport suspension. This suspension without a lowered chassis features more firmly tuned springs and dampers – for improved road holding and an even more dynamic drive.

UNPARALLELED SAFETY WITH THE LATEST BMW TECHNOLOGIES.


The BMW X1 is equipped with cutting-edge technologies for every eventuality. Superb handling and innovative equipment come as standard. Drivers benefit from the very latest technologies that provide optimal support at all times. You'll feel safe and protected, no matter where your journey takes you.



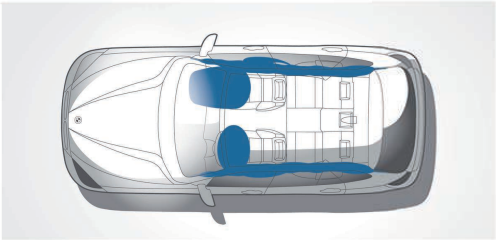
□ **Adaptive Headlights with variable light distribution, incl. cornering lights.** These illuminate bends by optimally adjusting the swivelling headlights as soon as the driver turns the steering wheel. The cornering lights are automatically activated by a sharp steering angle or when the indicator is switched on, even when the vehicle is at a standstill.



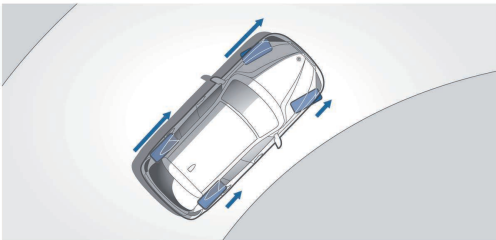
■ **Dynamic Stability Control (DSC)** incl. CBC and Brake Assist. DSC recognises the risk of skidding before it occurs and stabilises the car in milliseconds. The traction mode sub-function (DTC) allows increased wheel slip to optimise acceleration in certain driving conditions and to enable more dynamic driving.



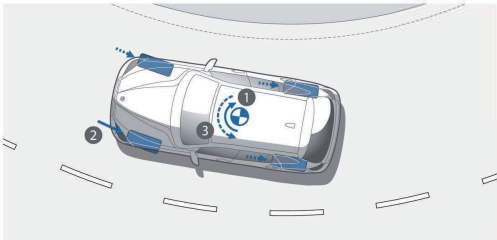
■ **Hill Descent Control (HDC)** ensures that the BMW negotiates the steepest downhill runs automatically and safely at slightly over walking speed, without the driver having to brake. HDC can also be optionally operated via the Cruise Control steering-column stalk (in conjunction with xDrive models).



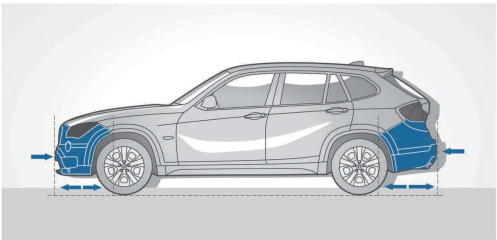
■ **Airbags** are just one of the passive safety elements in your BMW that make up a perfectly coordinated system. Six airbags are installed for precise protection: driver and front passenger airbags, head airbags in the front and rear, as well as side airbags integrated in the front seat backrests.



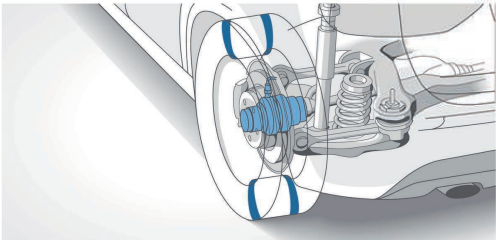
□ **Performance Control** ensures even greater agility when cornering. Variable power distribution is used to actively turn the car into the corner for even greater driving precision (available for xDrive models).



■ **Cornering Brake Control (CBC)** increases vehicle stability when braking gently in a fast bend. During braking manoeuvres, the load on the rear wheels is reduced, which can lead to oversteering (1). In braking manoeuvres that are outside the ABS control range, CBC addresses this tendency by building up unilateral brake pressure (2) in order to create a stabilising counterforce (3).



■ **Bumpers** absorb impacts at up to 4km/h without damage. Special deformation zones at the front and rear absorb impacts at up to 15km/h.



□ **Runflat tyres** – reinforced side walls prevent the tyres from completely collapsing or loosening from the rim if the air pressure drops (standard with all 17" light alloy wheels and larger). This enables you to continue driving for longer, so you can safely make it to the next repair shop.
■ **The tyre pressure monitor** warns the driver of any loss of pressure, using sensors to assess the air pressure and temperature.

THE BMW X1.



The cockpit with its centre console angled towards the driver is a classic example of driver-orientated BMW design. The standard leather steering wheel (optional leather steering wheel with multifunction buttons pictured here) is a pleasure to hold.

Countless storage space and high-quality materials are characteristic of the open, light interior design and add to the pleasant atmosphere.



The equipment configuration shown here features the standard Anthracite Elektra upholstery and optional Fine Brushed Aluminium interior trim with high-gloss Black accent line. Numerous practical storage solutions provide added convenience.



Depending on the engine selected, the BMW X1 features as standard 17" steel wheels with wheel covers (for X1 sDrive18i, X1 sDrive16d, X1 sDrive17d, X1 xDrive18d), 17" light alloy wheels Streamline style 306 (for X1 sDrive20d EfficientDynamics Edition), 17" light alloy wheels Star-spoke style 317 (for X1 sDrive20i, X1 xDrive20i, X1 sDrive20d, X1 xDrive20d) or 17" light alloy wheels V-spoke style 621 (shown here, for X1 xDrive28i, X1 xDrive25d).



The BMW X1 sDrive18i with optional Sparkling Brown metallic paint finish.

THE BMW X1 WITH X LINE.

Interior equipment:

- door sill finishers in aluminium with the "BMW xLine" logo
- seats in Carve cloth/leather upholstery in Amber/Black, or
- seats in Nevada leather Black, Oyster or Terra with contrast piping and "X" embossing on the headrests of the outer seats
- interior trim in Dark Copper, high-gloss with Pearl-Gloss Chrome accent line or
- Finition Bay matt fine-wood trim with Pearl-Gloss Chrome accent line
- Sport leather steering wheel with multifunction buttons (optional gearshift paddles, for Steptronic transmission only)
- M leather steering wheel
- ambient variable interior lighting in orange-red and white
- velour floor mats with contrasting piping

The xLine instrument panel hood is upholstered in tactile Soft-Touch material and offset by contrast stitching in modern, elegant Oyster.

Exterior equipment:

- 18" light alloy wheels Y-spoke 322
- front and rear bumpers with elements in matt Glacier Silver
- kidney grille slats and the grille in the lower front section in matt Glacier Silver
- side sill trims in matt Glacier Silver
- tailpipe in matt chrome

Special recommendation for xLine:

- satin-finish Aluminium roof railing
- Chrome Line Exterior



Seats in Nevada leather (optional) in exclusive Terra colour with grey/petrol piping and a matt Finition Bay interior trim with Pearl-Gloss Chrome accent line (optional) lend the interior its air of sophistication.



■ Door sill finishers in Aluminium with the "BMW xLine" logo.



■ 18" light alloy wheels Y-spoke 322, with runflat tyres, 8 J x 18 with 225/45 R 18 tyres.



□ 19" light alloy wheels V-spoke 324, with mixed runflat tyres, front 8 J x 19 with 225/40 R 19 tyres, rear 9 J x 19 with 225/35 R 19 tyres.



The BMW X1 xDrive28i with xLine in the optional Midnight Blue metallic exterior paint finish.

THE BMW X1 WITH SPORT LINE.

Interior equipment:

- door sill finishers in Aluminium with the "BMW Sport" logo
- sport seats for driver and front passenger
- seats in Median Anthracite cloth with highlights in Coral Red or
- seats in Black or Coral Red Nevada leather with contrasting piping
- interior trim in high-gloss Black with matt Coral Red accent line (also available without accent line) or
- interior trim in Fine Brushed Aluminium with Coral Red or Black accent line
- Sport leather steering wheel with multifunction buttons (optional gearshift paddles, for Steptronic transmission only)
- M leather steering wheel
- ambient variable interior lighting in orange and white
- velour floor mats with Coral Red borders

In Sport Line, the Soft-Touch upholstered instrument panel is edged in Fire Red contrast stitching, which emphasises this equipment package's sporty appearance.

Exterior equipment:

- 17" light alloy wheels Double-spoke style 621 (standard with X1 sDrive18i, X1 sDrive16d, X1 sDrive18d and X1 xDrive18d)
- 18" light alloy wheels Double-spoke style 421 in bi-colour (standard with X1 sDrive20i/20d, X1 sDrive20i/28i/20d/25d)
- front and rear bumpers with elements in high-gloss Black
- kidney grille slats in high-gloss Black
- inserts along the side skirts in high-gloss Black
- exterior mirror caps in body colour, or
- exterior mirror caps in high-gloss Black
- black chrome tailpipe

Special recommendation for Sport Line:

- BMW Individual High-Gloss Shadow Line roof railing
- BMW Individual High-Gloss Shadow Line



The sport seats for driver and front passenger offer exceptional support. The optional Fine Brushed Aluminium interior trim with an accent line in high-gloss Black combined with seats in optional Coral Red Nevada leather with grey/black piping lends the interior a dynamic feel.



■ Door sill finishers in Aluminium with the "BMW Sport" logo.



■ 17" light alloy wheels V-spoke style 621, with runflat tyres, 7.5 J x 17, 225/50 R 17 tyres (only in conjunction with Sport Line, standard with the X1 sDrive18i, X1 sDrive16d, X1 sDrive18d and X1 xDrive18d).



□ 18" light alloy wheels Double-spoke 421, bi-colour, with runflat tyres, 8 J x 18 with 225/45 R 18 tyres (standard for X1 sDrive20i/20d, X1 xDrive20i/28i/20d/25d).



The BMW X1 xDrive28i with Sport Line in optional Mineral White metallic paint finish.

THE BMW X1 WITH THE M SPORT PACKAGE.

Interior equipment:

- M door sills in Aluminium
- sport seats for driver and front passenger
- seats with Grey Shadow cloth/Anthracite Alcantara upholstery, or
- seats in Nevada leather in Black, Beige or Coral Red with grey/black piping
- interior trim in dark cross-hatch Aluminium or Fine Brushed Aluminium with high-gloss Black accent line
- Fine-line light fine-wood interior trim with Pearl-Gloss Chrome accents
- M footrest
- shortened gear lever with "M" logo (only in conjunction with six-speed manual transmission)
- BMW Individual headliner in Anthracite
- M leather steering wheel with multifunction buttons and gearshift paddles (for Steptronic transmission only)
- ambient variable interior lighting in orange-red and white
- velour floor mats

The instrument panel's Soft-Touch upholstery with attractive contrast stitching in Everest Grey also contributes to the M Sport package's sporty and dynamic appearance.

Exterior equipment:

- 18" M light alloy wheels Double-spoke 355 M, or
- 19" M light alloy wheels Double-spoke style 225 M
- M Aerodynamics package with enlarged air intakes in the front apron, front and rear bumper, side sills and wheel arch trims painted to match the car
- BMW Individual High-Gloss Shadow Line, window surrounds, mirror base, frame and triangle in high-gloss Black – alternatively in satin-finish Aluminium
- BMW kidney grille with slats in high-gloss Black
- M Sport suspension
- "M" lettering on side
- tailpipe in high-gloss Chrome



The interior features of the M Sport package include the sport seats shown here in exclusive Anthracite cloth/Alcantara upholstery and the dark cross-hatch Aluminium trim (M Sport package not available with BMW X1 sDrive20d EfficientDynamics Edition).



■ M door sill finishers with chrome inserts and the "M" logo are an invitation for action.



■ 18" M light alloy wheels Double-spoke 355 M, with mixed runflat tyres, front 8 J x 18 with 225/45 R 18 tyres, rear 9 J x 18 with 255/40 R 18 tyres.




□ 19" M light alloy wheels Double-spoke 225 M, with mixed runflat tyres, front 8 J x 19 with 225/40 R 19 tyres, rear 9 J x 19 with 255/35 R 19 tyres.




powered by 

Exterior colours.



■ **Non-metallic** 300 Alpine White



■ **Non-metallic** 668 Black



□ **Metallic** A96 Mineral White



□ **Metallic** A72 Cashmere Silver



□ **Metallic** B38 Midnight Blue



□ **Metallic** B44 Valencia Orange



□ **Metallic** B39 Mineral Grey



□ **Metallic** B53 Sparkling Brown



□ **Metallic** A76 Deep Sea Blue



□ **Metallic** B09 Marrakesh Brown



□ **Metallic** A83 Glacier Silver




□ **Metallic** 475 Black Sapphire



□ **Metallic** 381 Le Mans Blue¹

Interior colours.



Black with headliner in Sky Grey



Beige with headliner in Savanna Beige


Upholstery colours.



■ **Elektra cloth**² EAAT Anthracite



□ **Median cloth**⁴ AXDN Anthracite Silver effect



□ **Nevada leather**³ LUSW Black



□ **Nevada leather**³ LUB4 Beige,
bottom of the instrument panel in Savanna Beige

Interior trims.



■ 4CG Satin Silver matt



□ 4B9/4DL Fine Brushed Aluminium,
high-gloss Black accent line



□ 4CK/4DM Finline light fine-wood trim,
Pearl-Gloss Chrome accent line


Upholstery colours.
xLine.




■ **Carve cloth/leather upholstery** CVLN
Amber/Black



□ **Nevada leather** LUDP Oyster,
orange/black piping



□ **Nevada leather** LUTW Terra, grey/petrol piping




□ **Nevada leather** LUG1 Black,
grey/brown piping

Interior trims.
xLine.



■ 4L3/4DM Dark Copper high-gloss,
Pearl-Gloss Chrome accent line



□ 4EB/4DM Finline Bay fine-wood trim matt,
Pearl-Gloss Chrome accent line

These pages illustrate the colours and materials available for the BMW X1. Use them to identify your favourite colours, or compare various combinations. These colour samples are intended as an initial guide, however experience has shown that printed versions of paint, upholstery and interior trim colours cannot in all cases faithfully reproduce the colour appearance of the originals. Therefore we recommend that you consult your BMW partner on your preferred colour choices, who will be happy to show you original samples and assist you with special requests.

¹ Only in conjunction with the M Sport package.
² Not available in conjunction with sport seats.
³ Nevada leather includes seat surfaces, headrests for the front and outer rear seats.
⁴ Only in conjunction with sport seats.


Please note that individual interior features may deviate from the interior colour depending on the upholstery colour selected.

Please note that even normal long or short-term use can lead to unrecoverable upholstery damage. This can be caused in particular by non-colourfast clothing.

Upholstery colours.
Sport Line.



■ Median cloth AXIK Anthracite, Coral Red highlights



□ Nevada leather LUG9 Black, grey/red piping



□ Nevada leather LUTZ Coral Red, grey/black piping

Interior trims.
Sport Line.



■ 4AT/4DN High-gloss Black, matt Coral Red accent line



□ 4B3/4DL Brushed Aluminium accent, high-gloss Black accent line




□ 4B3/4DN Brushed Aluminium accent, matt Coral Red accent line



□ 4EH High-gloss Black


Upholstery colours.
M Sport package.



■ Grey Shadow cloth/Alcantara¹ AZAT Anthracite/Black



□ Nevada leather LUB4 Beige



□ Nevada leather LUSW Black



□ Nevada leather LUTZ Coral Red, grey/black piping

Interior trims.
M Sport package.



■ 4MP Aluminium dark cross-hatch



□ 4CK/4DM Fineline light fine-wood trim, Pearl-Gloss Chrome accent line



□ 4B9/4DL Fine Brushed Aluminium, high-gloss Black accent line

Combinations.

		BMW upholstery colours															
		Basic				xLine			Sport Line			M Sport package					
Interior colours		Elektra cloth	Median cloth	Nevada leather		Carve cloth/ leather upholstery	Nevada leather			Median cloth	Nevada leather		Grey Shadow cloth/ Alcantara	Nevada leather			
Standard seats		•	—	•	•	•	•	•	•	—	—	—	—	—	—	—	
Sport seats		—	•	•	•	—	•	•	•	•	•	•	•	•	•	•	
Upholstery colour		Anthracite	Anthracite Silver effect	Black	Beige	Amber/Black	Oyster	Terra	Black	Anthracite	Coral Red	Black	Anthracite	Beige	Black	Coral Red	
Interior colour		Black	Black	Black	Beige	Black	Black	Black	Black	Black	Black	Black	Black	Beige	Black	Black	
BMW exterior colours																	
Alpine White non-metallic		•	•	•	•	•	•	•	•	•	•	•	•	•	•	•	
Black non-metallic		•	•	•	•	•	•	•	•	•	•	•	•	—	—	—	
Mineral White metallic		•	•	•	•	•	•	•	•	•	•	•	•	•	•	•	
Cashmere Silver metallic		•	•	•	•	•	•	•	•	•	•	•	•	—	—	—	
Midnight Blue metallic		•	•	•	•	•	•	•	•	—	—	•	•	—	—	—	
Valencia Orange metallic		•	•	•	•	•	•	•	—	•	—	—	•	•	•	—	
Mineral Grey metallic		•	•	•	•	•	•	•	•	•	•	•	•	•	•	•	
Sparkling Brown metallic		•	•	•	•	•	•	•	•	—	•	•	•	—	—	—	
Deep Sea Blue metallic		•	•	•	•	•	•	•	•	•	•	•	—	—	—	—	
Marrakesh Brown metallic		•	•	•	•	•	•	—	•	•	—	•	—	—	—	—	
Glacier Silver metallic		•	•	•	•	•	•	•	•	•	•	•	—	—	—	—	
Black Sapphire metallic		•	•	•	•	•	•	•	•	•	•	•	•	•	•	•	
Le Mans Blue¹ metallic		—	—	—	—	—	—	—	—	—	—	—	•	•	•	•	
BMW interior trims																	
Satin Silver, matt		•	•	•	•	—	—	—	—	—	—	—	—	—	—	—	
Fine Brushed Aluminium, high-gloss Black highlights		•	•	•	•	—	—	—	—	—	—	—	—	—	—	—	
Fineline light, Pearl-Gloss Chrome highlights		•	•	•	•	—	—	—	—	—	—	—	—	—	—	—	
xLine interior trims																	
Dark Copper, high-gloss, Pearl-Gloss Chrome highlights		—	—	—	—	•	•	•	•	—	—	—	—	—	—	—	
Fineline Bay, Pearl-Gloss Chrome highlights		—	—	—	—	•	•	•	•	—	—	—	—	—	—	—	
Sport Line interior trims																	
High-gloss Black, matt Coral Red highlights		—	—	—	—	—	—	—	—	•	•	•	—	—	—	—	
Brushed Aluminium accent, high-gloss Black highlights		—	—	—	—	—	—	—	—	•	•	•	—	—	—	—	
Brushed Aluminium accent, matt Coral Red highlights		—	—	—	—	—	—	—	—	•	•	•	—	—	—	—	
High-gloss Black		—	—	—	—	—	—	—	—	•	•	•	—	—	—	—	
M Sport package interior trims																	
Dark cross-hatched Aluminium		—	—	—	—	—	—	—	—	—	—	—	•	•	•	•	
Fineline light, Pearl-Gloss Chrome highlights		—	—	—	—	—	—	—	—	—	—	—	•	•	•	•	
Fine Brushed Aluminium, high-gloss Black highlights		—	—	—	—	—	—	—	—	—	—	—	•	•	•	•	
□ Standard equipment □ Optional equipment • Recommended colour combination — Not available																	
¹ Only in conjunction with the M Sport package.																	

Standard / Optional equipment.



☐ **Xenon headlights for high and low beam**, incl. headlight washing system and accent lights with LED technology – for the best possible illumination of the road at night and in poor visibility. The four bright white LED light rings can be used as daytime running lights.

☐ **Adaptive Headlights with variable light distribution, incl. turning lights**, only in conjunction with Xenon headlights and rain sensor, optimally illuminate bends by electro-mechanically swivelling the headlights along the horizontal axis when the driver turns the wheel.



■ **Exterior mirrors**, painted in body colour (also available in high-gloss Black with the BMW Sport Line), with electric adjustment and aspheric on the driver's side, with integrated LED indicators.

☐ **Interior and exterior mirrors with automatic anti-glare function**, the glare from following cars is automatically reduced when the amount of incident light exceeds a defined limit.



■ **Rear lights with LED technology.**

■ **Dynamic brake lights** help following vehicles to better assess your braking level. When braking normally, the brake lights light up fully, but during an emergency braking procedure the brake lights flash. This way any traffic behind can instantly distinguish between light deceleration and more urgent situations – for increased safety on the road.




■ **Fog lights**, integrated in the front apron for improved safety in poor visibility. This feature includes heating for exterior mirrors and windscreen washer jets.



☐ **High-Beam Assistant** helps the driver at night by automatically switching between high and low beam depending on the presence of vehicles in front, oncoming traffic and adequate street lighting.



☐ **Rain sensor**, incl. automatic headlight activation, automatically activates the windscreen wipers and adjusts wiper frequency. The integrated automatic headlight activation automatically switches on the low beam headlights at dusk, when it rains or when entering tunnels.



☐ **Roof railing, matt Black**, harmoniously matches the design of the vehicle and provides the basis for a multifunctional and easy-to-use BMW roof unit for the safe transportation of luggage, bicycles, surf boards and more.



☐ **Roof railing, satin-finish Aluminium**, the flat roof railing is also available in satin-finish Aluminium for an even more individual appearance (strongly recommended together with xLine).



☐ **BMW Individual High-Gloss Shadow Line roof railing** looks strikingly sporty in high-gloss Black (strongly recommended together with Sport Line, standard with the M Sport package).



☐ **Panorama glass roof** with large opening, surface area and wind deflector. The first half of the window can be electrically angled at the push of a button and features an additional sliding function, electric headliner (sunblinds) and remote opening and closing with trap release.

☐ **BMW Individual headliner in Anthracite**, sunblinds and roof handles in Black.



☐ **Chrome Line exterior** comprises chrome window recess finishers in the front and rear. Also in high-gloss Black: the B-pillar panel, the rear window guide panel and specific mirror features (strongly recommended together with xLine).



☐ **BMW Individual High-Gloss Shadow Line** includes the B-pillar trims, the window guide, the window recess finishers, the mirror base and mirror frame in high-gloss Black (strongly recommended together with Sport Line, standard with the M Sport package).



☐ **Lights package** includes vicinity lighting in the door handles which illuminate the area outside the doors for 20 seconds once the doors are unlocked. Additional features include reading lights at the front and rear, front footwell illumination, vanity mirror lights for driver and front passenger and Ambient light.



☐ **Tow bar** with removable ball head. The ball head can be conveniently stowed underneath the luggage compartment floor when removed.

Standard / Optional equipment.



■ **17" steel wheels with wheel covers¹**, 7.5 J x 17 with 225/50 R 17 tyres, also available as a complete winter wheel set from the Original BMW Accessories range (standard with X1 sDrive16d, X1 sDrive18i, X1 sDrive18d, X1 xDrive18d).



■ **17" light alloy wheels Streamline style 306^{1,2}**, 7.5 J x 17, 225/50 R 17 tyres (standard exclusively with the X1 sDrive20d EfficientDynamics Edition).



□ **17" light alloy wheels Star-spoke style 317¹**, 7.5 J x 17, 225/50 R 17 tyres, also available as a complete winter wheel set from the Original BMW Accessories range (standard with X1 sDrive20i, X1 xDrive 20i, X1 sDrive20d and X1 xDrive20d).



□ **17" light alloy wheels V-spoke style 621**, 7.5 J x 17 with 225/50 R 17 tyres (standard with the X1 xDrive25d and X1 xDrive28i; in conjunction with Sport Line standard with the X1 sDrive16d, X1 sDrive18i/18d and X1 xDrive18d).



□ **18" light alloy wheels Star-spoke style 320**, 8 J x 18 with 225/45 R 18 runflat tyres.



□ **18" light alloy wheels Double-style 321**, 8 J x 18 with 225/45 R 18 runflat tyres.



□ **18" light alloy wheels Honeycomb spoke style 323**, bi-colour, with mixed runflat tyres, front 8 J x 18 with 225/45 R 18 tyres, rear 9 J x 18 with 255/40 R 18 tyres.



□ **18" light alloy wheels Y-spoke 322**, 8 J x 18 with 225/45 R 18 runflat tyres (exclusively available with xLine).



□ **19" light alloy wheels V-spoke 324** with mixed runflat tyres, front 8 J x 19 with 225/40 R 19 tyres, rear 9 J x 19 with 255/35 R 19 tyres.



□ **18" M light alloy wheels Double-spoke 355 M** with mixed runflat tyres, front 8 J x 18 with 225/45 R 18 tyres, rear 9 J x 18 with 255/40 R 18 tyres (exclusively available with the M Sport package).



□ **18" light alloy wheels Double-spoke 421**, bi-colour, 8 J x 18 with 225/45 R 18 runflat tyres (exclusively available with Sport Line).



□ **19" M light alloy wheels Double-spoke 225 M** with mixed runflat tyres, front 8 J x 19 with 225/40 R 19 tyres, rear 9 J x 19 with 255/35 R 19 tyres (exclusively available with the M Sport package).

¹ Includes BMW Mobility Set or optionally available with runflat tyres.
² Please check the availability of other light alloy wheels with your BMW Partner.

Standard / Optional equipment.



□ **M leather steering wheel** (diameter 368mm) with thumb rests and three spokes.

□ **M leather steering wheel with gearshift paddles** for distinctly dynamic driving (in conjunction with a Steptronic transmission, not available with X1 sDrive16d, X1 sDrive18i, X1 sDrive18d and X1 sDrive20d EfficientDynamics Edition).



■ **Leather steering wheel** (diameter 375mm), three spokes (shown here with optional multifunction buttons).



■ **Six-speed manual transmission** for an exceptionally dynamic drive. Immensely smooth with perfect ratios and precise, short-throw gear shifts. The tight spacing of the gear ratios enables even greater use of the engine's power to suit individual driving styles (not available with X1 xDrive28i).



□ **Six-speed Steptronic transmission** delivers fast and precise gear shifting (available with the X1 sDrive18i). □ **Eight-speed Steptronic transmission** with electronic gear selection and adaptive transmission allows very fast and comfortable gear shifts (shown here; not available with X1 sDrive18i and X1 sDrive20d EfficientDynamics Edition; standard with X1 xDrive28i).

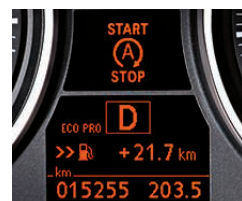


□ **Cruise Control with braking function** stores and maintains a desired speed above approx. 30km/h (activated using the left-hand steering-column stalk).



■ **On-board computer** provides information about average speed, average and current fuel consumption, range and outside temperature.

■ **Optimum Shift Indicator** shows when switching to another gear would be more fuel efficient.



■ **Automatic Start/Stop display** on the Info Display indicates when the engine has been switched off by the Automatic Start/Stop function (e.g. at traffic lights or in a jam). The display turns off again when the engine automatically restarts (not available with X1 sDrive18i).



□ **ECO PRO Mode**, activated via a button on the centre console, encourages a particularly efficient style of driving (only available in conjunction with automatic air conditioning, not available with sDrive18i; standard with xDrive28i and xDrive25d).



□ **Navigation System Business**, incl. CD drive, iDrive Controller with direct menu control buttons, functional bookmarks, hands-free kit with USB interface, Radio Professional, integrated hard disc for navigation data and a high-resolution built-in 6.5" display.



□ **Navigation System Professional**, incl. hands-free kit with USB interface, Radio Professional with DVD drive, iDrive Controller, functional bookmarks, voice control, integrated hard disc, RTTI* capability, a high-resolution built-in 8.8" colour display and more.




□ **BMW Live.*** This enables the active Bluetooth data connection in your mobile phone to access selected online content such as news, weather and Google local search from your vehicle.

□ **BMW Online*** provides access to online services (email, customised portals, e.g. for news or information from the Google Maps database).



□ **Internet preparation*** for internet access when the vehicle is stationary. You can access any web address. The iDrive Controller assumes the function of a computer mouse (in conjunction with Navigation system Professional).



□ **Rear View camera** clearly shows the area behind the vehicle on the Control Display. The system provides a better view when reverse parking (available in conjunction with Park Distance Control and a navigation system).



□ **Park Distance Control, front and rear**, makes parking and manoeuvring in tight spaces much easier. The distance between your vehicle and obstacles is indicated acoustically and visually in the Control Display in conjunction with an optional navigation system.

□ **Park Distance Control, rear.**




■ **AUX-IN connection**, incl. 12V socket for an external audio source such as an MP3 player.

■ **Hands-free kit with USB interface** enables a wireless Bluetooth connection between Bluetooth-capable mobile phones and the vehicle. The integrated USB interface can be used to connect audio sources such as MP3 players, iPods and USB sticks (only in conjunction with Radio Professional).



□ **DVD system for rear¹** features an integrated monitor with a 7" colour display in the centre armrest. The DVD system plays DVDs as well as audio CDs (also in MP3 format). JPEG images can also be displayed.



□ **HiFi loudspeaker system** with eight loudspeakers for brilliant sound. □ **Harman Kardon Surround Sound System** with powerful amplification and eleven loudspeakers for superb sound.

¹ Available from Original BMW Accessories. This equipment is installed after manufacture. Your local BMW partner will be happy to provide you with more detailed information.

* May not be available in all countries. Please consult your BMW partner.

Standard / Optional equipment.



□ **Sport seats** for driver and front passenger (shown here in optional leather upholstery), with optimal lateral support thanks to higher seat side panels and infinitely variable electric backrest width adjustment. Lengthwise seat position, seat height, backrest angle, seat angle and thigh support can be manually adjusted.



■ **Standard seats** with manual adjustment for the seat height, lengthwise seat position, backrest angle and headrest height (shown here with Carve cloth/leather upholstery from the xLine range).



■ **Storage compartment**, illuminated, on top of the instrument panel is spacious (for vehicles without a navigation system).



□ **Seat heating** for driver and front passenger (three settings). Seat surfaces and backrests incl. lateral supports can be heated to ensure a pleasantly warm surface shortly after starting the car.



□ **Seat adjustment, electric**, for driver and front passenger with seat height, backrest, length and angle adjustment, with memory function for driver's seat and exterior mirrors (incl. automatic parking function). Two individual positions can be stored for the driver's seat and exterior mirror.



□ **Lumbar support** for driver and front passenger seats, height and depth can be electrically adjusted to provide a perfect ergonomic seating position and to support the back muscles.



○ **Smoker's package¹** includes a cigarette lighter and ash tray in the centre console at the front. The portable ash tray can also be mounted, for example, to the cup holders in the armrests.



□ **12-volt sockets (three)** are located underneath the fold-down centre armrest, on the edge of the rear centre console and on the right side of the luggage compartment (part of the optional storage package).



■ **Cup holders**, ergonomically positioned in the centre console.

□ **Cup holders**, mountable, incl. fixture on the centre console (part of the optional storage package).



■ **Air conditioning**, incl. microfilter, for a comfortable interior temperature all year round.
□ **Automatic air conditioning** (shown here), incl. automatic air recirculation, microfilter, fogging and solar sensors, with separate temperature settings for driver and front passenger. (This equipment includes the ECO PRO Mode, except for the X1 sDrive18i. Standard with X1 xDrive28i and X1 xDrive25d.)



□ **Radio Professional**, (shown here) incl. MP3-compatible CD drive, six loudspeakers and a two-line display.



□ **Rear armrest** with two integrated cup holders (part of the optional storage package).



■ Spacious **door pockets** with room for bottles with a volume of up to one litre. The front door pockets also feature tensioning belts for securing small items such as a parking disc.

¹ Available from Original BMW Accessories. Your local BMW partner will be happy to provide you with more detailed information.

Standard / Optional equipment.



☐ **Luggage compartment partition net**, can be attached to the headliner behind the front seats or behind the rear seats, protecting passengers from falling objects, and allowing the luggage compartment to be fully loaded to maximum height. When not in use, it can be folded up into a bag and stored in the side of the luggage compartment.



☐ **Ski and snowboard bag** for safe and clean transport of up to four pairs of skis or three snowboards with up to four occupants in the car; the ski bag can be easily removed and so used outside the vehicle.



☒ **ISOFIX child seat attachment**, rear on the two outer rear seats for safe attachment of a child seat with clip-in plug connectors and additional fastening points in the upper section.
☐ **Front passenger airbag deactivation**.



☒ **Personal Profile:** Depending on the equipment fitted, the Personal Profile stores personal settings – such as the temperature and air distribution of the automatic air conditioning – and activates them when your key is used to unlock the central locking.



☒ **BMW Service Inclusive.*** Don't pay extra for maintenance and the replacement of worn out parts. This one-off payment covers assistance from BMW Service, including Original BMW Parts. Available worldwide at all participating BMW Service partners. For more information visit www.bmw.com/ServiceInclusive



☐ **BMW Welt:** Taking delivery of a car at BMW Welt ranks among the best moments any driver can have. Come to BMW Welt for a truly unforgettable day, and take receipt of your new BMW surrounded by exciting history, a breathtaking present and spectacular visions of the future. Find out more at www.bmw-welt.com

* This service may vary by country.

Original BMW Accessories*.



19" light alloy wheels Double-spoke 465, carbon mirror caps, BMW base support system and black BMW roof box 460.



BMW holder for Apple iPad mounted on the back of the front headrests.



BMW Junior Seat 2/3, available in two colours.



All-weather floor mats, precisely fitted, dirt-repellent and water-resistant.



Media snap-in adapter for making phone calls and listening to music.



Black Line rear lights give the rear of the vehicle a distinctive character.



Luggage compartment mat, precisely fitted anti-slip mat made from heavy duty plastic.

A BMW always delivers a special drive. And original BMW Accessories make the experience better still, combining extraordinary ideas with sheer practicality and immaculate design. Discover the all-round innovative solutions on offer in many categories: exterior, interior, communication & information and transport & luggage compartment. Your BMW partner will be happy to advise you and provide you with a special catalogue detailing the entire range of Original BMW Accessories. For more information visit www.bmw.com/Accessories

* May not be available in all countries. Please consult your BMW partner.

- ☒ Standard equipment
- ☐ Optional equipment
- ☐ Original BMW Accessories

		X1 sDrive18i	X1 sDrive20i	X1 xDrive20i	X1 xDrive28i	X1 sDrive16d	X1 sDrive18d	X1 xDrive18d	X1 sDrive20d	X1 sDrive20d EfficientDynamics Edition	X1 xDrive20d	X1 xDrive25d
--	--	--------------	--------------	--------------	--------------	--------------	--------------	--------------	--------------	--	--------------	--------------

Weight												
Unladen weight EU¹	kg	1505 [1530]	1560 [1585]	1650 [1665]	[1670]	1555 [1570]	1555 [1570]	1640 [1650]	1565 [1575]	1565	1650 [1660]	1660 [1670]
Max. permissible	kg	1990 [2010]	2035 [2060]	2125 [2140]	[2150]	2030 [2055]	2030 [2055]	2120 [2140]	2045 [2060]	2045	2130 [2145]	2150 [2160]
Permitted load	kg	550	550	550	550	550	550	550	550	550	550	550
Permitted axle load, front/rear	kg	915/1135	940/1170	1005/1175	1015/1175	940/1155	940/1155	1010/1170	940/1160	940/1160	1010/1165	1015/1160
Permitted roof load	kg	75	75	75	75	75	75	75	75	75	75	75
Permitted trailer load, unbraked²	kg	750	750	750	750	750	750	750	750	750	750	750
Permitted trailer load, braked, max. 12 % gradient²	kg	1700	1800	2000	2000	1800	1800	1800	1800	1700	2000	2000
Permitted trailer load, braked, max. 8 % gradient²	kg	1700	1800	2000	2000	1800	1800	1800	1800	1700	2000	2000
Permitted tow bar download	kg	80	80	80	80	80	80	80	80	80	80	80

Engine³,⁴												
Cylinders/valves		4/4	4/4	4/4	4/4	4/4	4/4	4/4	4/4	4/4	4/4	4/4
Capacity	cc	1995	1997	1997	1997	1995	1995	1995	1995	1995	1995	1995
Stroke/bore	mm	90.0/84.0	90.1/84.0	90.1/84.0	90.1/84.0	90.0/84.0	90.0/84.0	90.0/84.0	90.0/84.0	90.0/84.0	90.0/84.0	90.0/84.0
Max. output/engine speed	kW/rpm	110/6400	135/5000–6250	135/5000–6250	180/5000–6500	85/4000	105/4000	105/4000	135/4000	120/4000	135/4000	160/4400
	(hp/rpm)	(150/6400)	(184/5000–6250)	(184/5000–6250)	(245/5000–6500)	(116/4000)	(143/4000)	(143/4000)	(184/4000)	(163/4000)	(184/4000)	(218/4400)
Max. torque/engine speed Nm/rpm		200/3600	270/1250–4500	270/1250–4500	350/1250–4800	260/1750–2500	320/1750–2500	320/1750–2500	380/1750–2750	380/1750–2750	380/1750–2750	450/1500–2500
Compression ratio	:1	10.5	10.0	10.0	10.0	16.5	16.5	16.5	16.5	16.5	16.5	16.5

Transmission												
Standard transmission ratio	III/III :1	4.32/2.46/1.66	3.68/2.06/1.31	4.11/2.32/1.54	4.71/3.14/2.11	4.0/2.11/1.38	4.0/2.11/1.38	4.11/2.25/1.40	4.11/2.25/1.40	4.11/2.25/1.40	4.11/2.25/1.40	4.11/2.25/1.40
	I/V/VI :1	1.23/1.0/0.85	1.0/0.81/0.68	1.18/1.0/0.85	1.67/1.29/1.0	1.0/0.78/0.65	1.0/0.78/0.65	1.0/0.80/0.66	1.0/0.80/0.66	1.0/0.80/0.66	1.0/0.80/0.66	1.0/0.80/0.66
	VII/VIII/R :1	–/–/3.94	–/–/3.35	–/–/3.73	0.84/0.67/3.30	–/–/3.65	–/–/3.65	–/–/3.73	–/–/3.73	–/–/3.73	–/–/3.73	–/–/3.73
Rear axle transmission ratio	:1	3.73	3.91	3.39	3.15	3.23	3.23	3.46	3.39	2.93	3.46	3.64

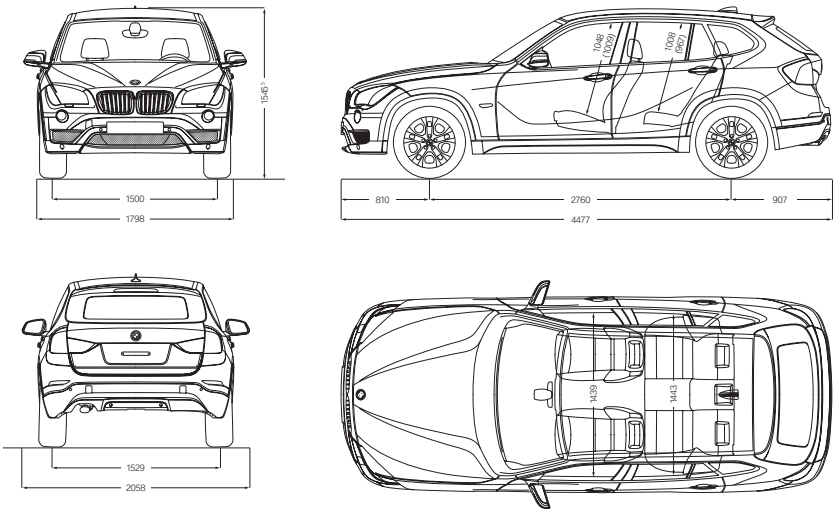
Performance												
Top speed	km/h	202 [200]	220 [220]	215 [215]	[240]	190 [189]	202 [202]	195 [195]	220 [218]	215	215 [213]	230 [228]
Acceleration 0–100km/h	s	9.7 [10.4]	7.4 [7.5]	7.8 [7.8]	[6.4]	11.5 [11.3]	9.6 [9.6]	9.9 [10.0]	7.8 [7.7]	8.3	8.1 [8.0]	6.8 [6.7]
Acceleration 80–120km/h in 5th gear (with standard transmission)	s	12.2	8.7	8.7	–	14.3	10.9	10.7	7.8	9.5	8.4	6.6

Fuel consumption³,⁴												
Urban	l/100km	10.4 [10.9]	8.9–9.0 [8.7–8.8]	9.5–9.7 [9.1–9.2]	[9.1–9.3]	5.7 [5.6]	5.7 [5.6]	6.5 [6.1]	5.8 [5.6]	5.2	6.6 [6.1]	7.2 [6.3]
Extra-urban	l/100km	6.2 [6.2]	5.8–5.9 [5.2–5.3]	6.3–6.5 [6.0–6.2]	[6.1–6.3]	4.4 [4.7]	4.4 [4.7]	4.8 [5.1]	4.4 [4.7]	4.1	4.9 [5.1]	5.0 [5.1]
Combined	l/100km	7.7 [7.9]	6.9–7.1 [6.7–6.8]	7.5–7.7 [7.1–7.3]	[7.2–7.3]	4.9 [5.0]	4.9 [5.0]	5.5 [5.4]	4.9 [5.0]	4.5	5.5 [5.4]	5.9 [5.5]
CO₂ emissions	g/km	180 [185]	162–165 [157–160]	176–179 [167–170]	[168–171]	128 [132]	128 [132]	144 [143]	129 [132]	119	145 [143]	154 [145]
Tank capacity, approx.	l	63	63	63	63	61	61	61	61	61	61	61

	X1 sDrive18i	X1 sDrive20i	X1 xDrive20i	X1 xDrive28i	X1 sDrive16d	X1 sDrive18d	X1 xDrive18d	X1 sDrive20d	X1 sDrive20d EfficientDynamics Edition	X1 xDrive20d	X1 xDrive25d
--	--------------	--------------	--------------	--------------	--------------	--------------	--------------	--------------	--	--------------	--------------

Wheels											
Tyre dimensions	225/50 R 17 H	225/50 R 17 V	225/50 R 17 V	225/50 R 17 V	225/50 R 17 H	225/50 R 17 H	225/50 R 17 H	225/50 R 17 V	225/50 R 17 W	225/50 R 17 V	225/50 R 17 V
Wheel dimensions	7.5 J x 17	7.5 J x 17	7.5 J x 17	7.5 J x 17	7.5 J x 17	7.5 J x 17	7.5 J x 17	7.5 J x 17	7.5 J x 17	7.5 J x 17	7.5 J x 17
Material	steel	light alloy	light alloy	light alloy	steel	steel	steel	light alloy	light alloy	light alloy	light alloy

Electrical system											
Battery capacity	Ah	70	80 [70]	80 [70]	70	80	80	80	80	80	80
Alternator output	A	180	170	170	170	175 [180]	175	175	175	180	175
	W	2520	2390	2390	2940	2450 [2520]	2450	2450	2450	2520	2450



All dimensions in the technical drawings are given in millimetres. Luggage compartment capacity 420–1,350 litres. Values in () in conjunction with the Panorama glass roof.

¹ The figure quoted includes a 90% full tank, 68kg for the driver and 7kg for luggage. Unladen weight applies to vehicles with standard equipment. Optional equipment may increase this figure.

² The actual overall trailer weight may not exceed the max. permitted trailer load, while taking into account the max. permitted tow bar download.

³ BMW recommends the use of RON 95 super unleaded petrol. Unleaded fuels RON 91 and higher with a maximum ethanol percentage of 10% may also be used. Output and fuel consumption figures apply to RON 95 fuel.

⁴ All diesel engines comply with the EU5 emissions standard; all petrol engines already comply with the EU6 emissions standard. Fuel consumption figures are determined according to the ECE driving cycle, which consists of approximately one-third urban traffic and two-thirds extra-urban driving (based on the distance covered).

⁵ Height including roof aerial is 1,567mm.

Values in [] refer to vehicles with a Steptronic transmission.

WELL TAKEN CARE OF WITH BMW SERVICES:

When you buy a BMW, you can look forward to superb service and comprehensive customer care. For example, the **Condition Based Service** independently tracks both service fluid levels and the condition of parts subject to wear and then notifies you in the display when the vehicle requires servicing. So you only need to go to your BMW service partner when it's really necessary. When you do go, our **qualified**

BMW service specialists take care of your vehicle using the newest workshop technology and only **original BMW parts**. This service is available worldwide in more than 3,300 BMW service partner establishments in over 150 countries, to provide you with limitless driving pleasure.

BMW SERVICE.



BMW Service Inclusive*: BMW Service Inclusive enables you to enjoy unlimited driving pleasure in your new BMW. You can select different coverage packages and various contract durations. Costs for maintenance, inspection and wear are covered for the entire duration of the contract. Of course, only Original BMW Parts will be used for any repairs. BMW Service Inclusive is not just effective in your country, but worldwide, at all participating BMW Service partners. For further information visit

www.bmw.com/serviceinclusive



BMW Mobile Service*: This service is there for you in case of a breakdown, day and night. Specially trained BMW technicians do everything necessary, on the phone or on-site, to get your car back on the road as fast as possible. We offer a comprehensive country-specific mobility package for breakdowns and insurance that covers you in the event of an accident or theft. And in case of an accident, call us at the BMW accident hotline! We'll take care of calling the police, an ambulance, a tow truck, a replacement car, notifying your insurance company and much more. For more information visit www.bmw.com



BMW TeleServices*: With Condition Based Service, you'll be automatically notified in the display of your next necessary service appointment. Provided you've consented, the most important vehicle data required for analysis will be relayed to BMW automatically. Your assigned BMW service partner will access the information and contact you free of charge to make a service appointment – if one is necessary. To access BMW TeleServices, the vehicle must be equipped with the optional Intelligent Emergency Call or ConnectedDrive Services. If necessary, the service can be deactivated at any time. For more on this topic please visit www.bmw.com/teleservices



BMW Financial Services: Tailor-made finance: BMW Financial Services offers you attractive leasing, finance and insurance packages. For further information visit www.bmwfs.com or ask your local BMW partner to make you an individual offer.

THE BMW EXPERIENCE.



BMW TV*: www.bmw.tv enables you to experience the BMW brand in all its diversity. Features, portraits and background reports provide you with information on automobiles, innovations, sports and lifestyle topics.



BMW Driving Experience: The better you control your BMW, the more enjoyment you will derive from driving it. Use our training courses to learn for yourself what it means to reach a car's physical limits on various types of surfaces, and what you have to do to control your vehicle even in extreme situations. For further information please visit www.bmwdrivingexperience.com



BMW Welt: A visit to BMW Welt is something you will never forget, whether you go to pick up a new car or just to enjoy the fascination of the brand. To collect a new vehicle, you can choose between three options: Premium Compact, Premium or Premium Plus. To enjoy BMW Welt online, simply visit www.bmw-welt.com/en



BMW Magazine: In BMW Magazine, experience the newest BMW models in front of stunning backdrops. Discover new design trends, travel destinations and the richness of modern life. Encounter people with visionary ideas who are changing the world. Find out more at www.bmw.com/magazine



SHAPING THE FUTURE – RESPONSIBLY.

In 2013, the BMW Group was once again listed in the Dow Jones Sustainability World and Europe Indices and thus ranked one of the most sustainable automotive companies worldwide. The development of efficient vehicle concepts and eco-friendly production processes, up to and including recycling, is an integral part of our engineering philosophy. BMW EfficientDynamics standards have enabled us to cut the CO₂ emissions of our fleet of new vehicles in Europe by more than 30% between 1995 and today. We're also aiming to reduce the amount of resources such as water and energy used in production by 45% between 2006 and 2020. Production at our engine plant in Steyr has been waste-water free since 2007. And of course each of our vehicles is designed for easy and economical recycling after its long running life. Please contact your BMW partner on all matters regarding your end-of-life vehicle. For further information please visit our website.

www.bmw.com/EfficientDynamics
www.bmwgroup.com/responsibility
www.bmw.com/recycling

* May not be available in all countries.
Please consult your BMW partner.

More about BMW



Sheer
Driving Pleasure

www.bmw.com

The models illustrated in this brochure show the specifications of vehicles produced by BMW AG for the German market. In part, they include optional equipment and accessories not fitted as standard. According to the specific requirements of the markets of other European Union member states, alterations in models, standard and optional equipment, may occur. For more precise information about country-specific vehicle versions, please contact your local BMW partner. Subject to change in design and equipment.

© BMW AG, Munich, Germany. Not to be reproduced wholly or in part without written permission of BMW AG, Munich.

4 11 001 035 201 2015 BB. Printed in Germany 2015.



BMW recommends
Original BMW Quality Oil.